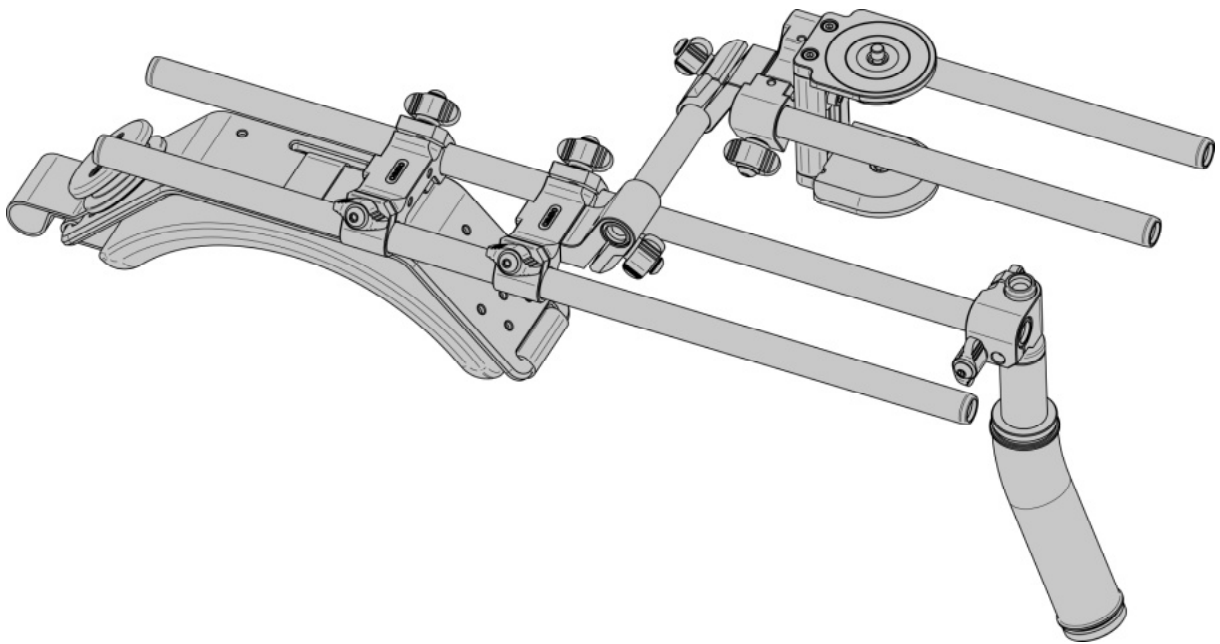




CS-CIRUS

HDSLR/DV SUPPORT SYSTEMS



INSTRUCTION MANUAL EN

Please read this manual carefully before using the Cambo CS rig!

Thank you for purchasing a Cambo product

The Cambo CS system complies with the “Arriflex® 15mm Light Weight” standard. This means the CS system is compatible with parts of other brands using the 15mm light weight standard. The 15mm light weight standard characteristics are: 15mm iris rods that are positioned 60mm apart and 85mm below the optical axis.

The Cirus-rig has an adjustable positioning of the camera in the x and y-axis. Ensuring the optimal viewing position, whether you use a loupe or a direct view on the DSLR monitor.

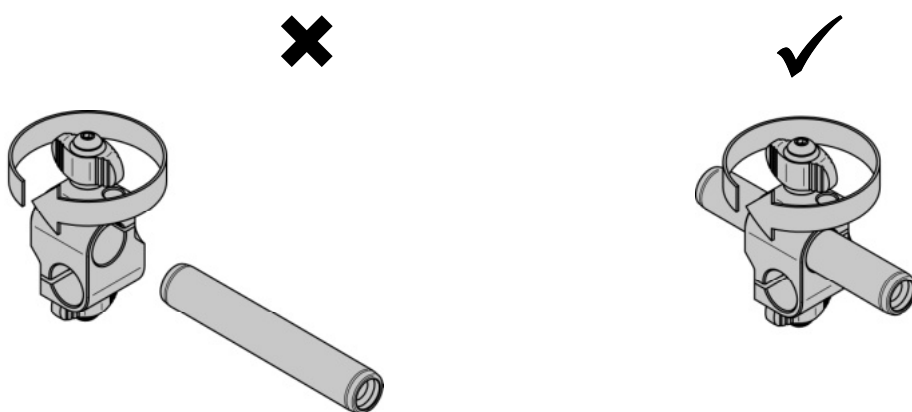
Due to the modular character of the Cambo rig system, the user is fully in charge of customizing the rig to his or her personal preferences.

The Cirus-rig can be used with any follow-focus and/or matte box, this rig configuration centers the weight of the rig on the handle axis.

The distance between the optical centre of the lens and the iris rods is adjustable, making this rig applicable to different types of cameras. For use of DSLR with battery pack the CS-153 clamp can be turned upside down, lowering the camera mount.

Warnings

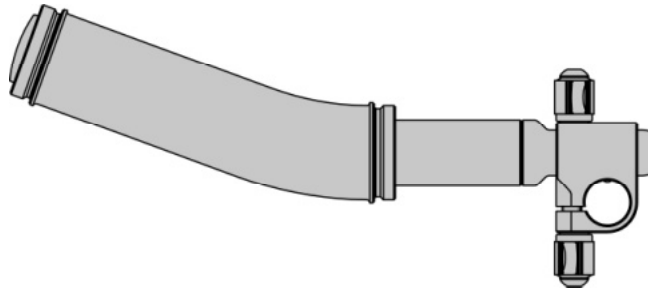
- ✘ Before loosening a clamp knob, ensure that the loosened part of the rig is supported.
- ✘ Do not tighten the clamp without a rod inserted. This can deform and damage the clamp.



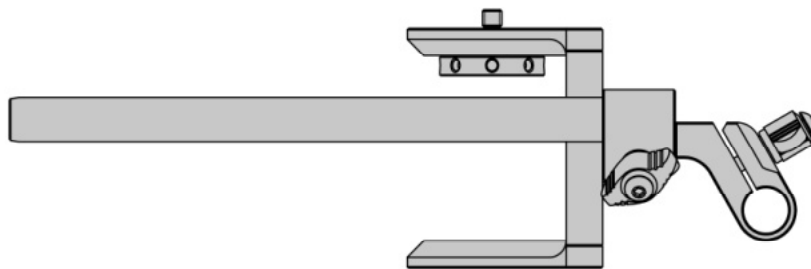
- ✘ Always check, after (re)assembly of the rig, if the clamps connecting the rods are well tightened.
- ✘ Do not lift the rig while holding only one handle. This could lead to excessive force momentum on the handle joint, causing it to shift.

Item check list

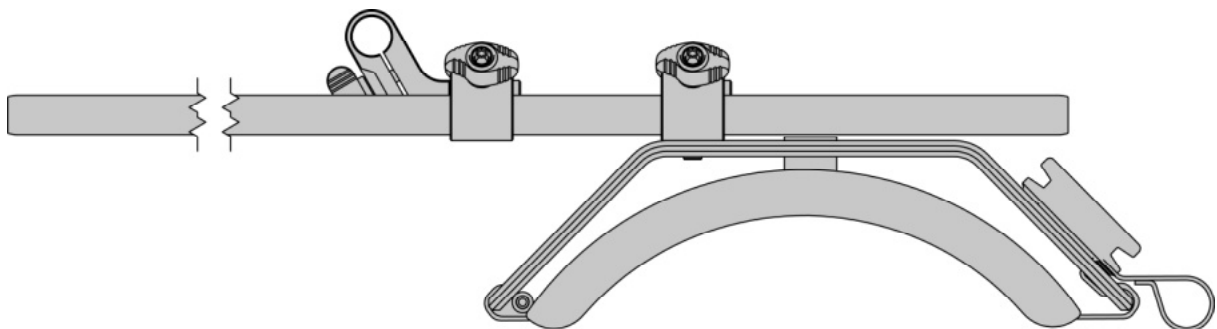
Before starting, please check if all items are included in your package. If anything is missing, contact your dealer.



CS-H1 grip handle compact (1x)



CS-1522 iris rods 220mm (2x), CS-M1 camera/tripod mount (1x), CS-153 triple clamp (1x)

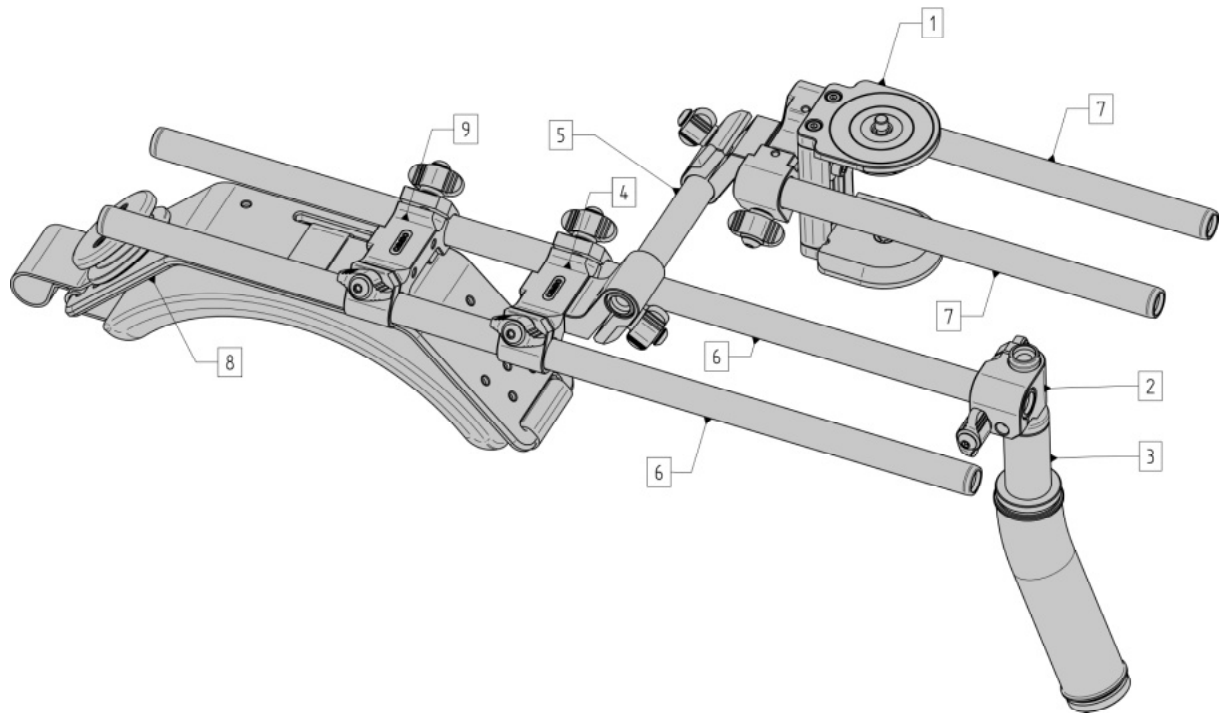


CS-1546 460mm iris rods (2x), CS-P1 ergonomic pad (1x), CS-152 dual clamp (1x), CS-153 triple clamp (1x)



CS-1512 iris rod 120mm (1x)

Overview CS-Eris rig



- | | | |
|---|---------|---|
| 1 | CS-M1 | Camera/tripod mount |
| 2 | CS-151 | Perpendicular 15mm rod clamp |
| 3 | CS-H1 | Compact grip handle (As an assembled unit includes CS-151 part) |
| 4 | CS-153 | Triple 15mm rod clamp |
| 5 | CS-1512 | Iris rod 120mm |
| 6 | CS-1546 | Iris rod 460mm |
| 7 | CS-1522 | Iris rod 220mm |
| 8 | CS-P1 | Ergonomic shoulder pad |
| 9 | CS-152 | Dual 15mm rod clamp |

CS-Eris rig adjustments

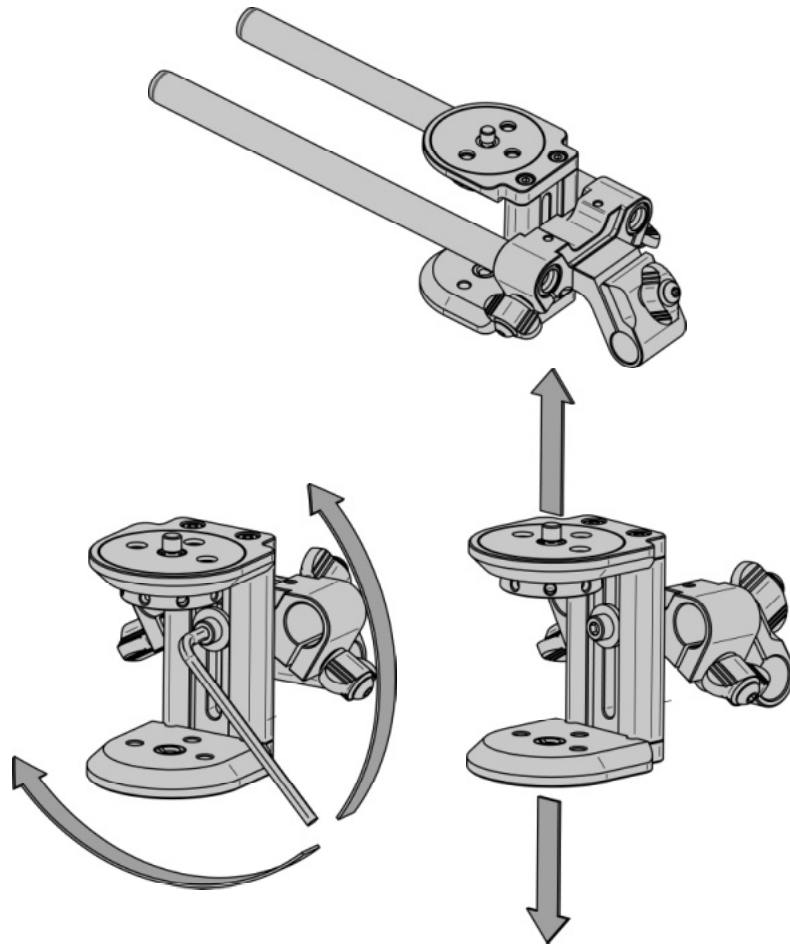
It's advisable to use a tripod for the assembly of the CS-Eris rig.

It's also advisable to use quick-release plates for the connection between the rig and camera and between rig and tripod. This ensures a fast decoupling of both rig and camera.

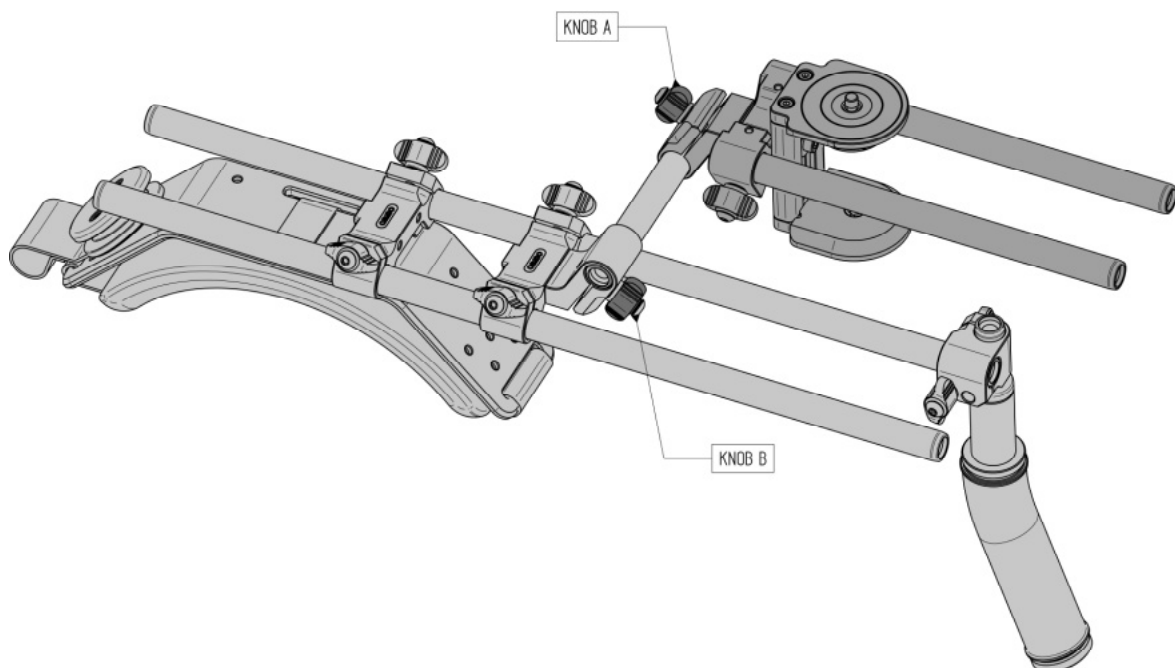
The "15mm Arriflex LW" standard, indicates a distance of 85mm between the optical axis and the axis of the rods.

Due to the variation in camera bodies and quick-release plates the distance between the camera and rods is adjustable.

Use a hex-key 4mm to loosen the socket bolt, by turning it counter clockwise. Set the distance between camera and rods to the appropriate value, fasten the CS-M1 mount by turning the hex-key clockwise (do not over tighten the bolt).

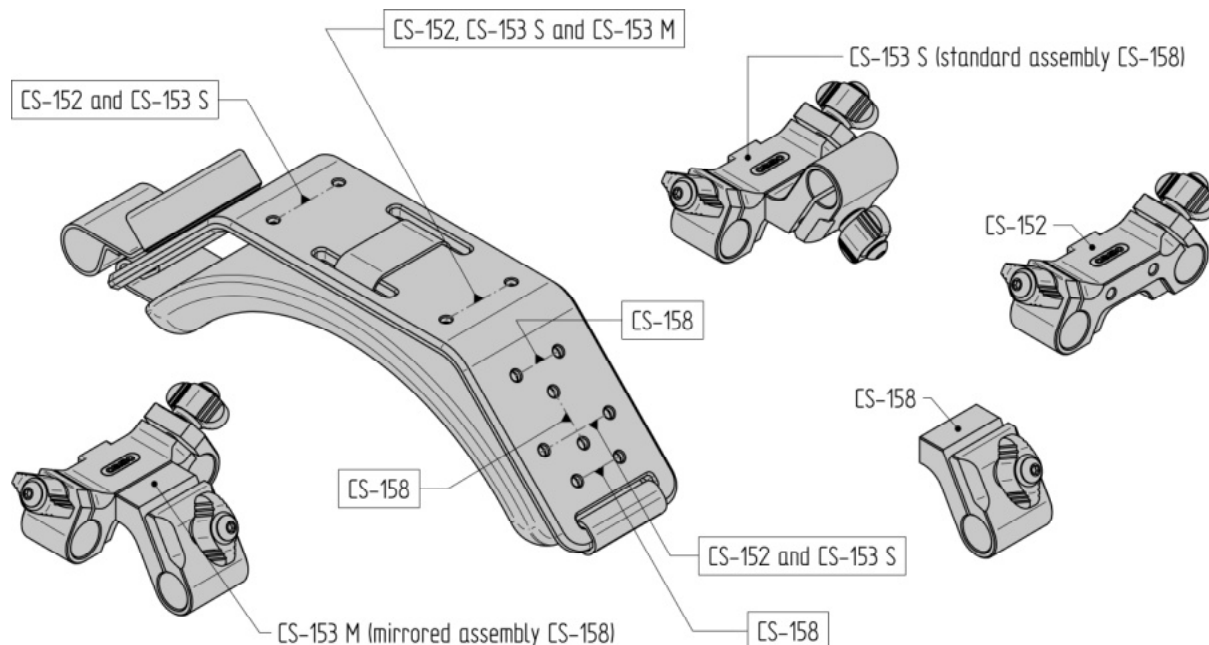


! WARNING: DON'T LOOSEN KNOB A OR B WITHOUT SUPPORTING THE LOOSENED PART! Loosened part is indicated dark grey in the image below.



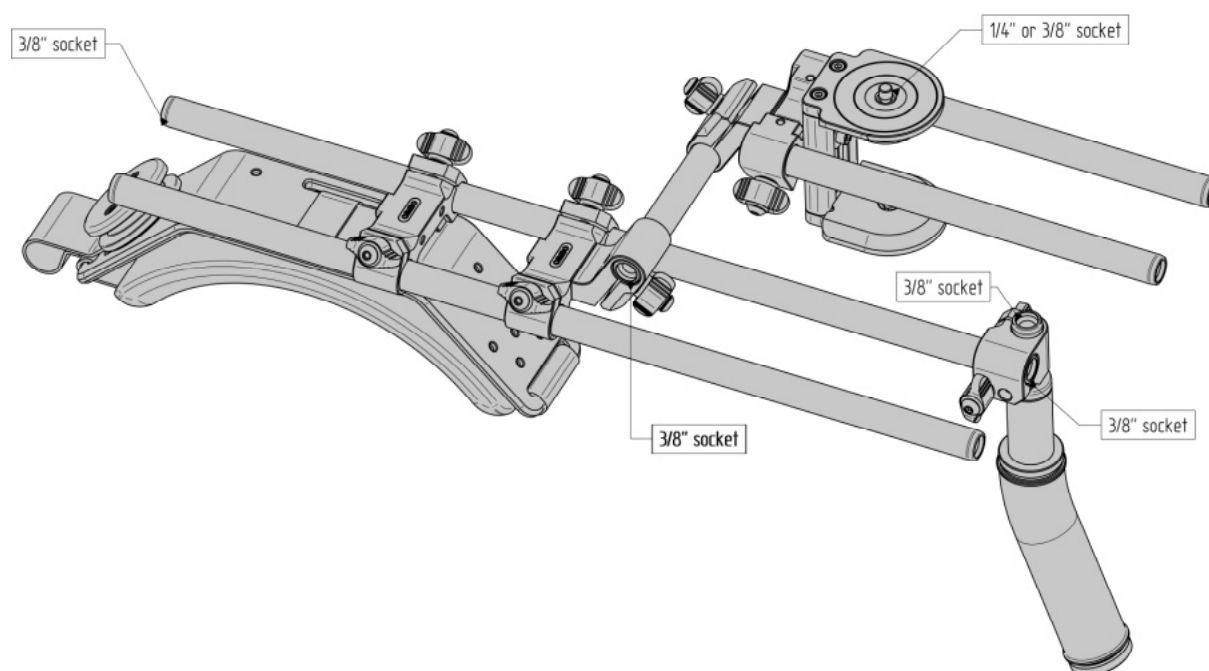
Before adjusting the angle between the camera and the shoulder assembly, please mount the rig to a tripod or place the rig on a table.

When the rig is mounted to a tripod, please support the shoulder assembly, before loosening knob A (image on page 5), now the angle between camera and shoulder pad can be adjusted by tilting the shoulder assembly up or down. After setting the appropriate angle please tighten knob A.



The image above shows the different mounting options of the CS-P1 shoulder pad. The CS-152/153 and the CS-158 can be mounted directly to the CS-P1 shoulder pad.

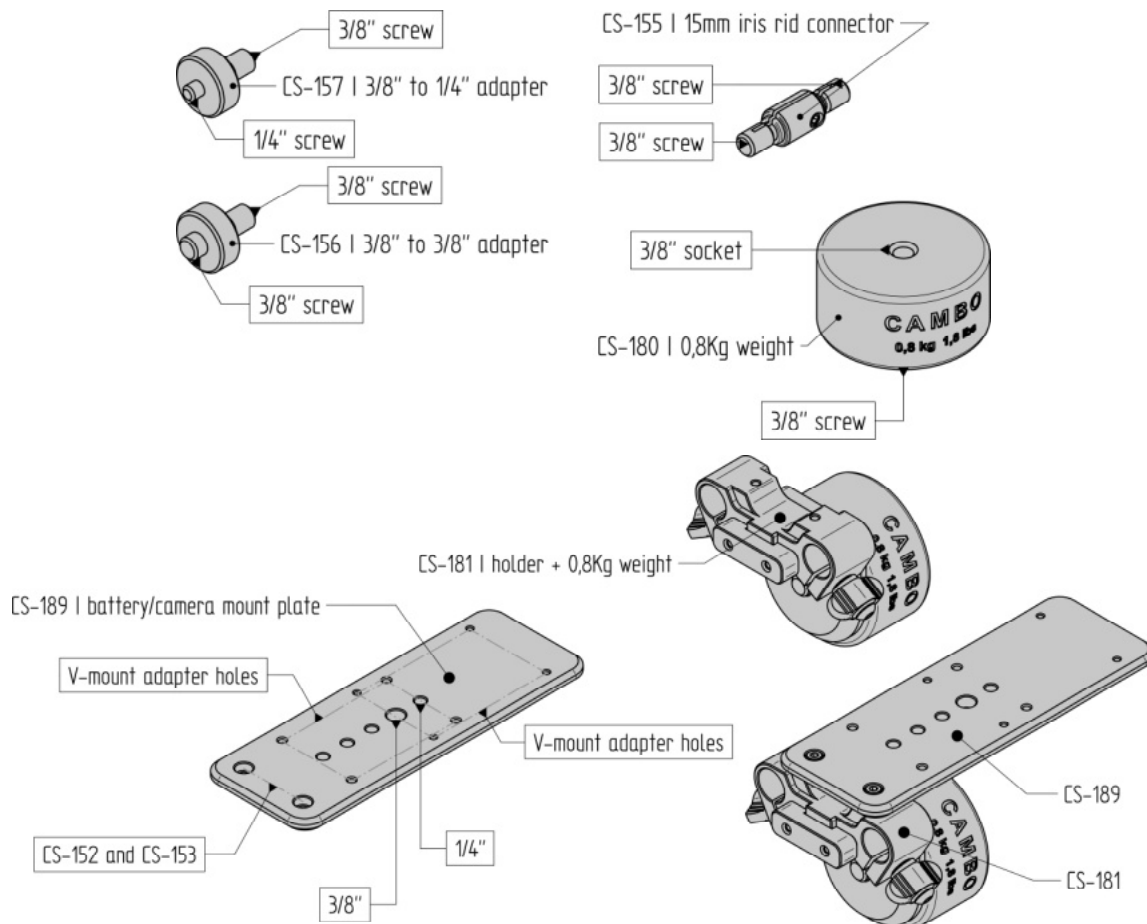
Cambo CS system accessories



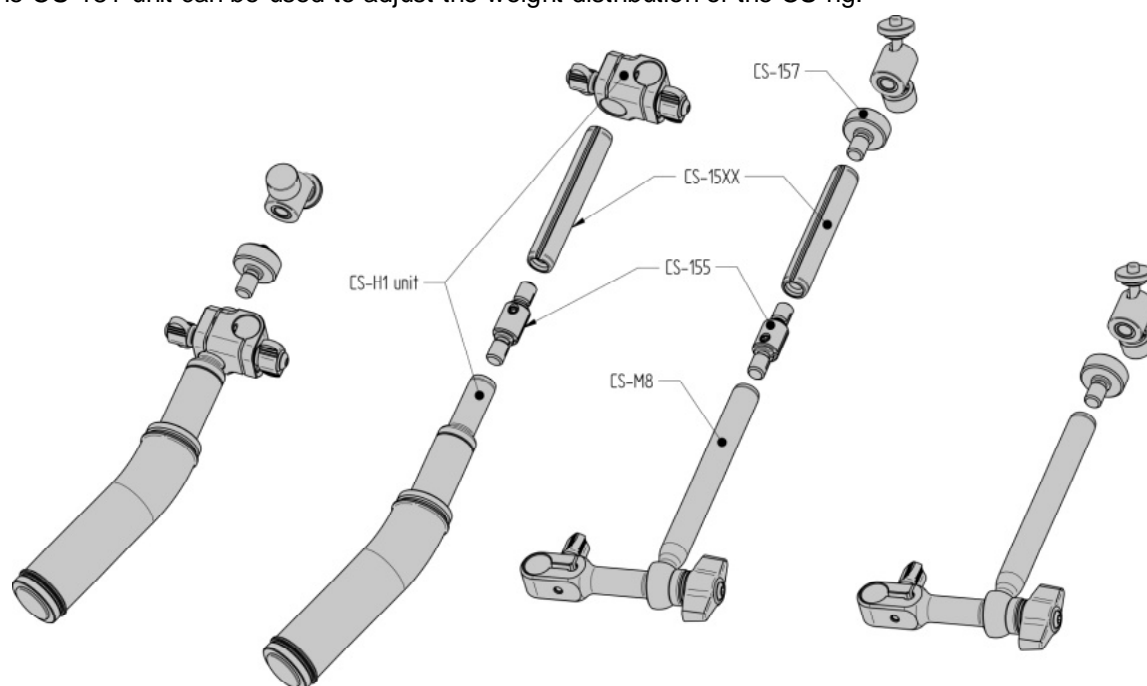
The CS-15XX iris rods feature 3/8" sockets which can be used for mounting attachments.

Name	Function
CS-155 iris rod connector	To couple two CS-15XX iris rods
CS-156 3/8" adapter	To attach a 3/8" accessory
CS-156 1/4" adapter	To attach a 1/4" accessory

monitor, microphone, light, etc.



The CS-181 unit can be used to adjust the weight distribution of the CS-rig.



The CS-M8 is a separate monitor/microphone/light stand which couples to the 15mm iris rod. The CS-H1 handle can be extended using a CS-155 connector and a CS-15XX iris rod.

Cambo CS system

15mm CS rig assemblies

CS-Abrix	HDSLR Camera Support Basic
CS-Cilix	HDSLR Support Two Grip Handheld
CS-Styx	HDSLR/DV Shoulder Mount
CS-Cirus	HDSLR OFFSET RIG
CS-Eris	HDSLR Support Fully Adjustable
CS-Chronos	HDSLR Cinema Rig Professional

15mm iris rod clamp units

CS-151	Rod Clamp 15mm Perpendicular
CS-152	Rod Clamp 15mm Dual Parallel
CS-153	Rod Clamp 15mm Triple Dual/Perpendicular
CS-154	Rod Clamp 15mm Bracket Quad Parallel
CS-158	Rod Clamp 15mm Single (Connects to the CS-152 and CS-P1)

Camera/tripod mount units

CS-M0	Compact Camera/Accessory Mount
CS-M1	Compact Camera/Tripod Mount
CS-M2	DV Camera/Tripod Mount One Column Base
CS-M4	DV Camera/Tripod Mount Two Column Base
CS-M8	Monitor/Microphone Support
CS-394	Quick Release Mount Manfrotto 394 RC4 Low Profile

Handle units

CS-H1	Grip Handle Compact (Includes the CS-151)
CS-H2	Grip Handle Telescopic

Shoulder support units

CS-P1	Shoulder Pad Ergonomic Adjustable
-------	-----------------------------------

Weight/battery units

CS-180	0.8Kg/1,8Lbs Weight with 3/8" mount connections
CS-181	Weight Holder Including 1x 0.8Kg/1,8Lbs weights
CS-182	Weight Holder Including 2x 0.8Kg/1,8Lbs weights
CS-189	Battery/Camera Mount Plate (Connects to the CS-152 and CS-153)

15mm Rod Connector and Adapters

CS-155	Cambo Iris Rod Connector
CS-156	Cambo Iris Rod to 3/8" Adapter
CS-157	Cambo Iris Rod to 1/4" Adapter
HDRB	Heavy Duty Stainless Steel Reducer Bushing 3/8" to 1/4"

15mm iris rods

CS-1509	Iris Rod 90mm / 3.5"
CS-1512	Iris Rod 120mm / 5"
CS-1522	Iris Rod 220mm / 9"
CS-1530	Iris Rod 300mm / 12"
CS-1536	Iris Rod 380mm / 15"
CS-1546	Iris Rod 460mm / 18"

Matte-box units

CSM-100	Matte-box Flexible Hood
CSM-210	Matte-box Kit, two filter holder, one rotating

Follow-focus units

CSMFC-1	Follow Focus Kit Universal
---------	----------------------------

Viewer-loupe units

CS-30	3" Monitor Viewing Loupe 3.0x Magnification
-------	---